

Spark Portable Power SW-D900

User Manual



Brief Introduction

Spark portable power use for kinds of cold spark machines, can be recycled, it better used in places without stable power supply or outdoor events. It's small in size, light in weight and easy to carry, also can be used as power supply for other equipment.

Product diagram :



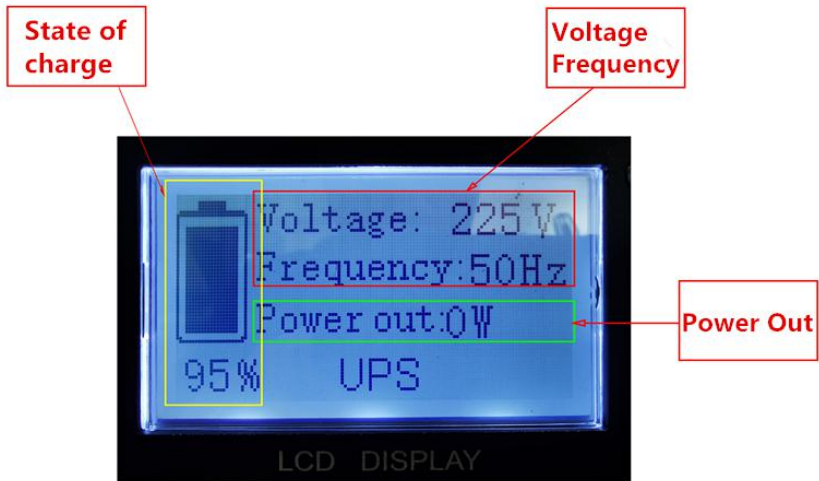
1	Power outlet	4	UPS ON/OFF	7	Handle
2	Fuse	5	Output Voltage	8	LCD display
3	POWER IN/OUT	6	Cartridge Fixture	9	Parameter

Remark: Pls based on the actual received goods

Parameter

Product Name	Battery UPS Powder Pack For Sparklular
Model No	SW-D900
Brand	Sailwin
Input Voltage	AC220V/50HZ AC110V/60HZ
Max Output	900W
Powder Supply	80W
Battery Capacity	24V 15AH Lithium
Battery Usage Time	2 Hours Standby For 400W 1 Hour Standby For 700W
Charging Time	5-7 Hours
Battery Protection	10% Battery Protection 5% Battery Cut Off
Product Size	270*270*136mm
Interface	AC power Out/In,UPS output outlet
Operation menu	LCD display
Material	Aluminum
NW	5.7KG
GW	6.5KG
Warranty	1 Year
Packing Size	370*370*180mm 6.5kg(1PC) 385*385*400mm 14kg(2PCS)

LCD Display



Instructions

- 1) The device must be connected with portable power by configured connection cable. (As below image)



2) The connection cable connect with portable power need insert into correct slot, after insertion, rotate in clockwise to lock, and rotate in anticlockwise to loosen. (As below image)



3) Each portable power only provide one POWER IN, only can supply one spark machine do work.

4) POWER IN is only used as charging interface, POWER OUT is only used for charging in series.







Charge Description

- 1) When the state of charge less than 5%, machine will stop working, cut off power automatically and enter the protection mode to avoid battery be damaged by power depletion.
- 2) When the battery is low, please charge it in time, the full charge time about 5-7 hours (please refer to the battery indicator on the LCD display).
- 3) If need to charge, plug the power cord into POWER IN of the portable power, then connect to the power socket (as below image).



Safety Warning

	<p>This sign purpose for reminding user drive with caution, and provides important information security statement for users to operate the spray machine safely and effectively as follows:</p> <p>Warning: this warning alerts you to harmful or potentially dangerous operations. The danger has been described and the consequences of neglecting them have been provided.</p>
	<p>Eye protection warning sign is to remind you of protecting the eyes during the machine operation.</p>
	<p>Warning: Dangerous voltages are present in this machine when electrical power is applied. There is a danger of injury from electric shock. Under no circumstances are you to attempt to open the machine or attempt to remove or adjust any components fitted within the machine.</p> <p>Only fully trained engineers can open the equipment</p>
	<p>Use caution so that any liquids do not wet the machine.</p> <p>Keep the machine and controller dry and not use rainy or snowy days.</p>

- 1) Pls charge full in time before and after each event, to ensure sufficient battery power.
 - 2) The battery itself has power loss even it is not be used, so it needs to be charged regularly for save when it is not used for a long time, avoid run out of battery power and cause permanent damage. The warranty will not be enjoyed if the battery is damaged by improper use.
 - 3) Each portable power only can supply one spark machine, and spark machines cannot be connected in series again to avoid power overload.
 - 4) The equipment is build-in battery, please keep away from moisture and flammable materials.
- Pls select equipment that meets local voltage standards.



Company:Guangzhou Sailwin Light&Audio Technology CO.,LTD

Add:#28 Dahua Road,Jianshe North Road, Huadu

District,Guangzhou,China

Email: info@sailwinlight.com

Phone: 0086-15013209611

WhatsAPP:008615013209611

www.sailwinlight.com